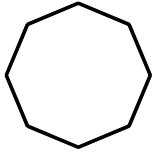


Name _____ Date _____

Grade 2
Unit 5 Review

1. Identify the shape.



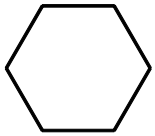
[A] pentagon

[B] triangle

[C] square

[D] octagon

2. Identify the shape.



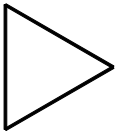
[A] triangle

[B] hexagon

[C] octagon

[D] square

3. Identify the shape.



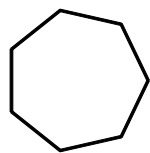
[A] pentagon

[B] hexagon

[C] triangle

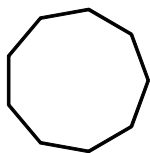
[D] square

4. Identify the shape.



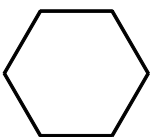
- [A] heptagon [B] hexagon [C] nonagon [D] pentagon

5. Identify the shape.



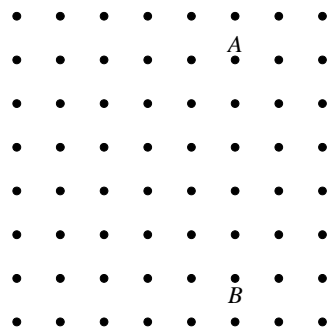
- [A] heptagon [B] nonagon [C] decagon [D] hexagon

6. Identify the shape.

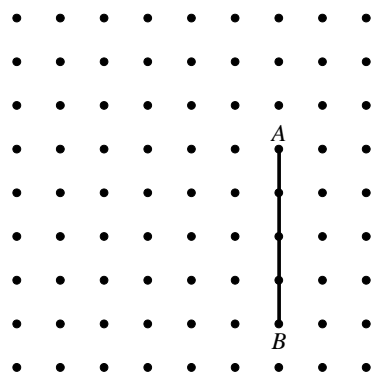


- [A] octagon [B] hexagon [C] quadrilateral [D] triangle

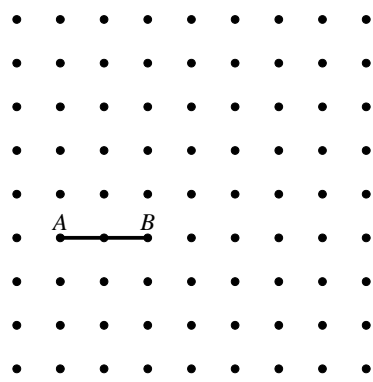
7. Draw line segment AB .



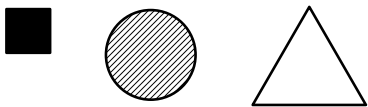
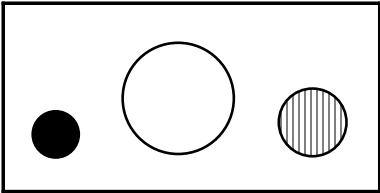
8. Draw a line segment that is parallel to line segment AB . Label its endpoints C and D .



9. Draw a line segment that is not parallel to line segment AB . Label its endpoints E and F .



10. Circle the shape that goes with the group.




11. Which picture shows a line of symmetry?

[A]



[B]



[C]



[D]



12. Which shape is drawn below?



[A] cone

[B] pyramid

[C] cylinder

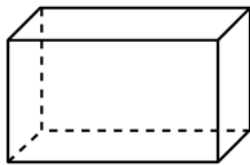
[D] sphere

13. Which of the pictures below is a rectangular prism?

[A]



[B]



[C]



[D]



14. Identify the object.



[A] cone

[B] cylinder

[C] rectangular solid

[D] sphere

15. Identify the object.



[A] cone

[B] rectangular solid

[C] cylinder

[D] sphere